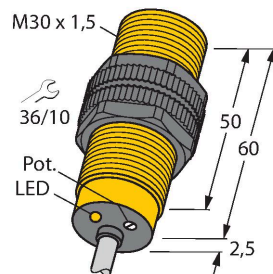


# BCF10-S30-VN4X

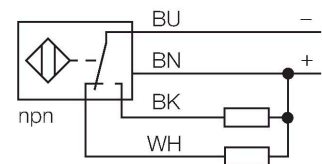
## Capacitive Sensor



### Features

- M30 × 1.5 threaded barrel
- Plastic, PA12-GF30
- Fine adjustment via potentiometer
- Increased EMI protection (even with high frequency equipment)
- Suited for highly viscous media
- DC 4-wire, 10...65 VDC
- Complementary contact, NPN output
- Cable connection

### Wiring diagram



### Functional principle

Capacitive proximity switches are designed for non-contact and wear-free detection of electrically conductive as well as non-conductive metal objects.

### Technical data

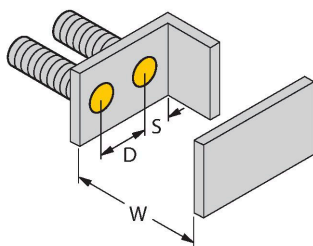
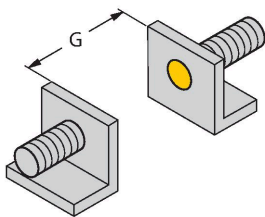
Type	BCF10-S30-VN4X
ID	2506011
Rated switching distance (flush)	10 mm
Rated switching distance (non-flush)	10 mm
Secured operating distance	$\leq (0.72 \times S_n)$
Hysteresis	1...20 %
Temperature drift	Typical 20 %
Repeat accuracy	$\leq 2 \%$ of full scale
Ambient temperature	-25...+70 °C
<b>Electrical data</b>	
Operating voltage	10...65 VDC
Residual ripple	$\leq 10 \%$ $U_{ss}$
DC rated operational current	$\leq 200$ mA
No-load current	$\leq 15$ mA
Residual current	$\leq 0.1$ mA
Switching frequency	0.1 kHz
Isolation test voltage	$\leq 0.5$ kV
Output function	4-wire, Complementary contact, NPN
Short-circuit protection	yes / Cyclic
Voltage drop at $I_o$	$\leq 1.8$ V
Wire breakage/Reverse polarity protection	yes / Complete
<b>Tests/approvals</b>	
Approvals	UL
UL registration number	E210608
<b>Mechanical data</b>	
Design	Threaded barrel, M30 × 1.5

## Technical data

Dimensions	62.5 mm
Housing material	Plastic, PA12-GF30, PEI
Active area material	PA12-GF30, yellow
Admissible pressure on front cap	≤ 3 bar
Max. tightening torque of housing nut	5 Nm
Electrical connection	Cable
Cable quality	Ø 5.2 mm, LifYY, PVC, 2 m
Core cross-section	4 x 0.34 mm <sup>2</sup>
Vibration resistance	55 Hz (1 mm)
Shock resistance	30 g (11 ms)
Protection class	IP67
MTTF	1080 years acc. to SN 29500 (Ed. 99) 40 °C
Switching state	LED, Yellow

## Mounting instructions

### Product features



Distance D	60 mm
------------	-------

Distance W	30 mm
------------	-------

Distance S	45 mm
------------	-------

Distance G	60 mm
------------	-------

Diameter active area B	Ø 30 mm
------------------------	---------

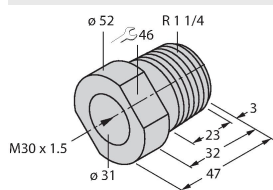
The given minimum distances have been checked against the standard switching distance.

Should the sensitivity of the sensors be changed via potentiometer, the data sheet specifications no longer apply.

## Accessories

### MAP-M30

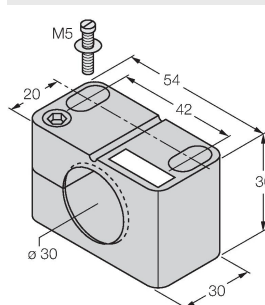
6950013



Mounting adapter; material: Polypropylene; sensor replacement with filled container possible (adapter remains in container during sensor replacement)

### BST-30B

6947216



Mounting clamp for threaded barrel sensors, with dead-stop; material: PA6