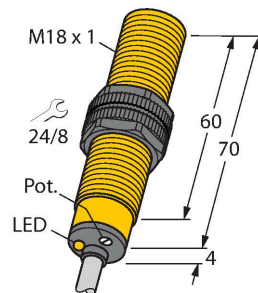


BC5-S18-RN4X

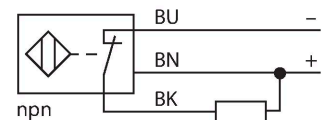
Capacitive Sensor



Features

- M18 × 1 threaded barrel
- Plastic, PA12-GF30
- Fine adjustment via potentiometer
- DC 3-wire, 10...65 VDC
- NC contact, NPN output
- Cable connection

Wiring diagram



Functional principle

Capacitive proximity switches are designed for non-contact and wear-free detection of electrically conductive as well as non-conductive metal objects.

Technical data

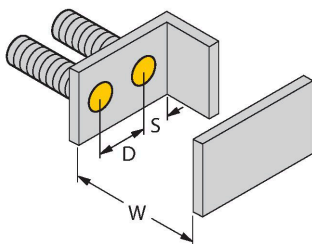
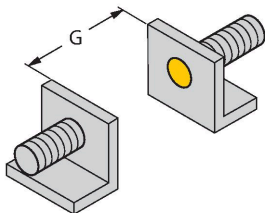
Type	BC5-S18-RN4X
ID	2503021
Rated switching distance (flush)	5 mm
Rated switching distance (non-flush)	7.5 mm
Secured operating distance	$\leq (0.72 \times S_n)$
Hysteresis	1...20 %
Temperature drift	Typical 20 %
Repeat accuracy	≤ 2 % of full scale
Ambient temperature	-25...+70 °C
Electrical data	
Operating voltage	10...65 VDC
	10...30 VDC for use in China
Residual ripple	≤ 10 % U_{ss}
DC rated operational current	≤ 200 mA
No-load current	≤ 15 mA
Residual current	≤ 0.1 mA
Switching frequency	0.1 kHz
Oscillation frequency	According to EN 60947-5-2, 8.2.6.2 Table 9: 0.1...2.0 MHz
Isolation test voltage	≤ 0.5 kV
Output function	3-wire, NC contact, NPN
Short-circuit protection	yes / Cyclic
Voltage drop at I_o	≤ 1.8 V
Wire breakage/Reverse polarity protection	yes / Complete
Tests/approvals	
Approvals	UL

Technical data

UL registration number	E210608
Mechanical data	
Design	Threaded barrel, M18 × 1
Dimensions	74 mm
Housing material	Plastic, PA12-GF30, PEI
Active area material	PA12-GF30, yellow
Admissible pressure on front cap	≤ 6 bar
Max. tightening torque of housing nut	2 Nm
Electrical connection	Cable
Cable quality	Ø 5.2 mm, LifYY, PVC, 2 m
Core cross-section	3 x 0.34 mm ²
Vibration resistance	55 Hz (1 mm)
Shock resistance	30 g (11 ms)
Protection class	IP67
MTTF	1080 years acc. to SN 29500 (Ed. 99) 40 °C
Switching state	LED, Yellow

Mounting instructions

Product features



Distance D	36 mm
------------	-------

Distance W	15 mm
------------	-------

Distance S	27 mm
------------	-------

Distance G	30 mm
------------	-------

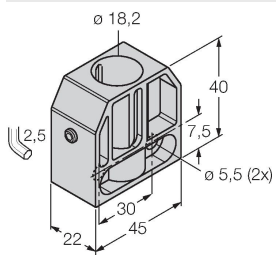
Diameter active area B	Ø 18 mm
------------------------	---------

The given minimum distances have been checked against the standard switching distance.
Should the sensitivity of the sensors be changed via potentiometer, the data sheet specifications no longer apply.

Accessories

BS 18

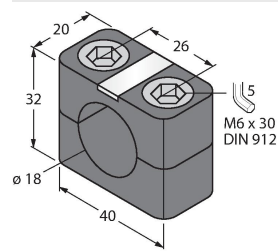
69471



Mounting clamp for threaded barrel sensors; material: PA66-GF

BSN 18

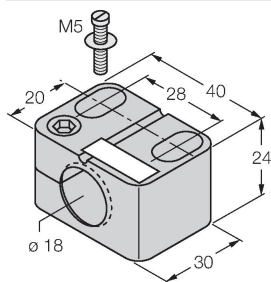
69472



Mounting clamp for threaded barrel sensors; material: PA66-GF

BST-18B

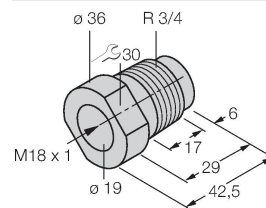
6947214



Mounting clamp for threaded barrel sensors, with dead-stop; material: PA6

MAP-M18

6950012



Mounting adapter; material: Polypropylene; sensor replacement with filled container possible (adapter remains in container during sensor replacement)