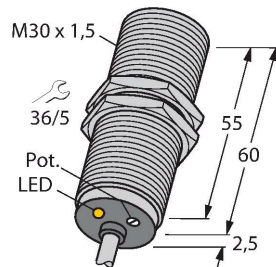


BC10-M30K-RZ3X

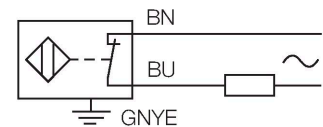
Capacitive Sensor



Features

- M30 × 1.5 threaded barrel
- Chrome-plated brass
- Fine adjustment via potentiometer
- AC 2-wire, 20...250 VAC
- NC contact
- Cable connection

Wiring diagram



Functional principle

Capacitive proximity switches are designed for non-contact and wear-free detection of electrically conductive as well as non-conductive metal objects.

Technical data

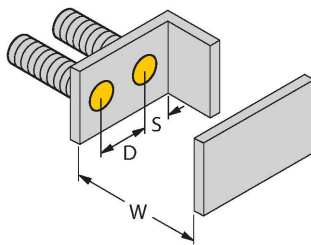
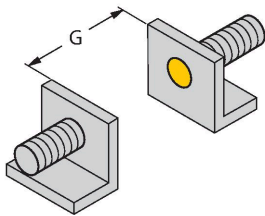
Type	BC10-M30K-RZ3X
ID	2503025
Rated switching distance (flush)	10 mm
Rated switching distance (non-flush)	10 mm
Secured operating distance	$\leq (0.72 \times S_n)$
Hysteresis	2...20 %
Temperature drift	Typical 20 %
Repeat accuracy	≤ 2 % of full scale
Ambient temperature	-25...+70 °C
Electrical data	
Operating voltage	20...250 VAC
AC rated operational current	≤ 500 mA
Frequency	$\geq 50... \leq 60$ Hz
Smallest operating current	≥ 5 mA
Residual current	≤ 1.7 mA
Switching frequency	0.02 kHz
Oscillation frequency	According to EN 60947-5-2, 8.2.6.2 Table 9: 0.1...2.0 MHz
Isolation test voltage	≤ 1.5 kV
Output function	2-wire, NC contact, 2-wire
Voltage drop at I_o	≤ 7 V
Mechanical data	
Design	Threaded barrel, M30 × 1.5
Dimensions	62.5 mm
Housing material	Metal, CuZn, Chrome-plated
Active area material	PA12-GF30, yellow
Admissible pressure on front cap	≤ 3 bar

Technical data

Max. tightening torque of housing nut	25 Nm
Electrical connection	Cable
Cable quality	Ø 5.2 mm, LifYY, PVC, 2 m
Core cross-section	3 x 0.5 mm ²
Vibration resistance	55 Hz (1 mm)
Shock resistance	30 g (11 ms)
Protection class	IP67
MTTF	1080 years acc. to SN 29500 (Ed. 99) 40 °C
Switching state	LED, Yellow

Mounting instructions

Product features



Distance D	60 mm
------------	-------

Distance W	30 mm
------------	-------

Distance S	45 mm
------------	-------

Distance G	60 mm
------------	-------

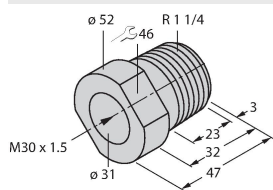
Diameter active area B	Ø 30 mm
------------------------	---------

The given minimum distances have been checked against the standard switching distance.
Should the sensitivity of the sensors be changed via potentiometer, the data sheet specifications no longer apply.

Accessories

MAP-M30

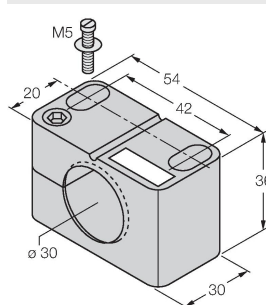
6950013



Mounting adapter; material: Polypropylene; sensor replacement with filled container possible (adapter remains in container during sensor replacement)

BST-30B

6947216



Mounting clamp for threaded barrel sensors, with dead-stop; material: PA6