

Product data sheet

Specifications



Inductive proximity sensors XS,
inductive sensor XS4 M30, L43mm,
PPS, Sn15mm, 12...24 VDC, cable
2 m

XS4P30PA340TF

⚠ Discontinued

XS4P30PA340TF has not been replaced. Please contact your customer care center for more information.

Main

| | |
|------------------------------------|---|
| Range of product | Telemecanique Inductive proximity sensors XS |
| Series name | General purpose |
| Sensor type | Inductive proximity sensor |
| Sensor name | XS4 |
| Sensor design | Cylindrical M30 |
| Size | 43 mm |
| Body type | Fixed |
| Detector flush mounting acceptance | Non flush mountable |
| Material | Plastic |
| Type of output signal | Discrete |
| Wiring technique | 3-wire |
| [Sn] nominal sensing distance | 15 mm |
| Discrete output function | 1 NO |
| Output circuit type | DC |
| Discrete output type | PNP |
| Electrical connection | Cable |
| Cable length | 2 m |
| [Us] rated supply voltage | 12...24 V DC with reverse polarity protection |
| Switching capacity in mA | <= 200 mA DC with overload and short-circuit protection |
| IP degree of protection | IP68 double insulation conforming to IEC 60529 |

Complementary

| | |
|----------------|-----------|
| Thread type | M30 x 1.5 |
| Detection face | Frontal |
| Front material | PPS |

| | |
|---------------------------------|------------------------------|
| Enclosure material | PPS |
| Operating zone | 0...12 mm |
| Differential travel | 1...15% of Sr |
| Cable composition | 3 x 0.34 mm ² |
| Wire insulation material | PvR |
| Status LED | Output state: 1 LED (yellow) |
| Supply voltage limits | 10...36 V DC |
| Switching frequency | <= 1000 Hz |
| Maximum voltage drop | <2 V (closed) |
| Current consumption | 0...10 mA no-load |
| Maximum delay first up | 10 ms |
| Maximum delay response | 0.3 ms |
| Maximum delay recovery | 0.7 ms |
| Marking | CE |
| Threaded length | 32 mm |
| Height | 30 mm |
| Length | 43 mm |

Environment

| | |
|--|---|
| Product certifications | CSA UL |
| Ambient air temperature for operation | -40...70 °C |
| Vibration resistance | 25 gn amplitude = +/- 2 mm (f = 10...55 Hz) conforming to IEC 60068-2-6 |
| Shock resistance | 50 gn for 11 ms conforming to IEC 60068-2-27 |

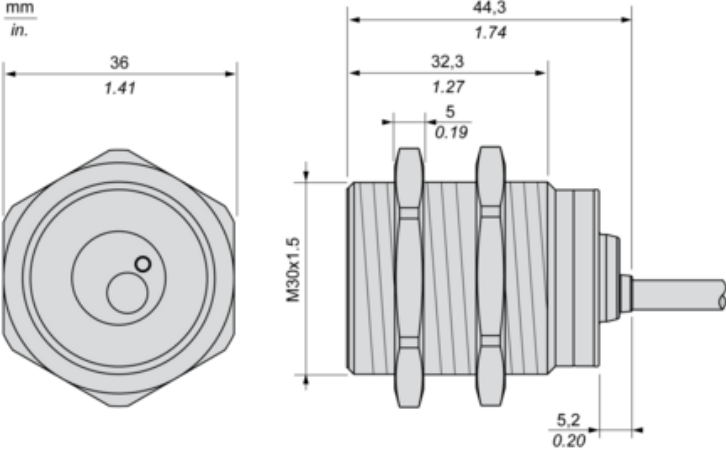
Packing Units

| | |
|-------------------------|----------|
| Package 1 Weight | 0.144 kg |
| Package 1 Height | 0.450 dm |
| Package 1 width | 0.900 dm |
| Package 1 Length | 1.480 dm |

Contractual warranty

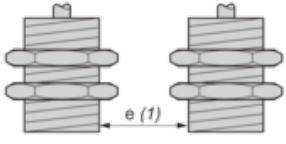
| | |
|-----------------|-----------|
| Warranty | 18 months |
|-----------------|-----------|

Dimensions



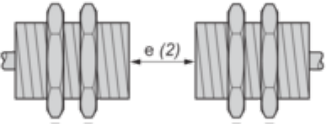
Minimum Mounting Distances

Side by side



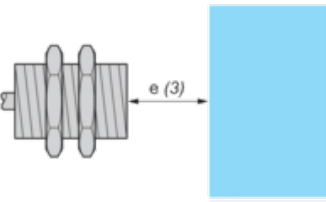
$e (1) \geq 60 \text{ mm}/2.36 \text{ in.}$

Face to face



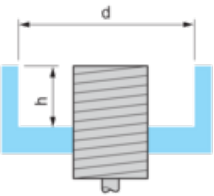
$e (2) \geq 180 \text{ mm}/7.09 \text{ in.}$

Facing a metal object



$e (3) \geq 45 \text{ mm}/1.77 \text{ in.}$

Mounted in a metal support

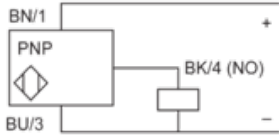


$d \geq 90 \text{ mm}/3.54 \text{ in.}$

$h \geq 30 \text{ mm}/1.18 \text{ in.}$

Wiring Schemes

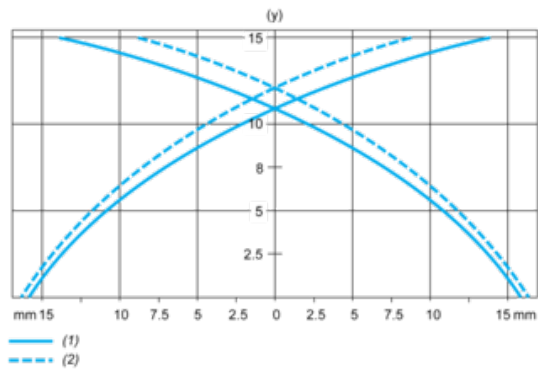
PNP



- BU** : Blue
- BN** : Brown
- BK** : Black

Performance Curves

Standard Steel Target : 45x45x1 mm



- (1) Pick-up points
- (2) Drop-out points (object approaching from the side)
- (y) Sensing distance in mm